

FLOS

CLESSIDRA

Mounting	Wall
Lamps description	2 LED 3000K - 600lm - CRI80 - 10W
Environment	Indoor, Outdoor
Finish	White, Chrome, Dark brown, Dark gray
Technical description	Diffused direct/indirect-light wall lighting device. Body obtained by means of aluminium pressofusion and diffusers in PMMA. Aluminium wall attachment with cover in PA66. Available in white-painted or chrome-plated for indoor version and dark brown-painted or dark gray-painted for outdoor version. High-efficiency lenses specially designed for the application, non-replaceable. Wide range (100-240Volt) power pack integrated in the body. Level IP55

ELECTRICAL

Emergency	Without
Voltage (V)	100/240

PHYSICAL

Supply	Terminal block
Construction material	Aluminum, PMMA
Weight (kg)	1.1



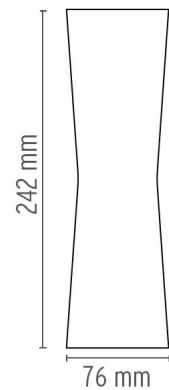
Clessidra

designed by Antonio Citterio

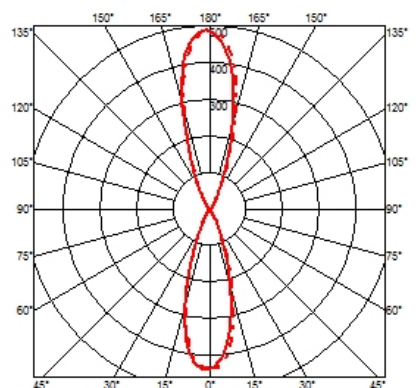
Diffused direct/indirect-light wall lighting device.

● F1584009	White
● F1584057	Chrome
● F1584026	Dark brown
● F1584023	Dark gray


DIMENSIONS



CERTIFICATIONS



Clessidra . Lamps



LED 10W CLESSIDRA

Lamp wattage:

10 W

Lamp category:

LED

Color temperature (K):

3000 °K

Lamp type:

LED



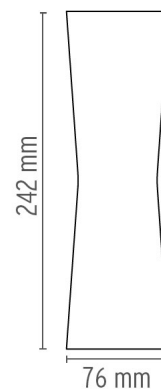
Clessidra

designed by Antonio Citterio

Diffused direct/indirect-light wall lighting device.

- FI584009 White
- FI584057 Chrome
- FI584026 Dark brown
- FI584023 Dark gray

DIMENSIONS



CERTIFICATIONS

